

# Dual-Ride Glider

## Glider

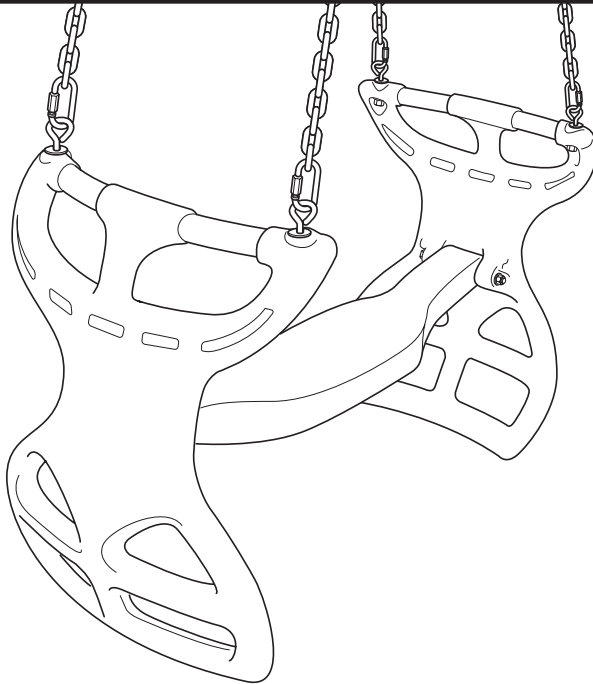
## Glider

NE 3452  
WS 3452




**WARNING:** Assembly by adult.  
**AVERTISSEMENT:** L'assemblage doit être exécuté par un adulte.  
**ADVERTENCIA:** El ensamblaje lo debe hacer un adulto.

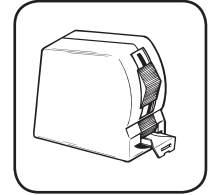
**FOR PRIVATE BACKYARD USE ONLY  
DO NOT USE IN PUBLIC SETTINGS!**  
**SOLAMENTE PARA USO EN EL PATIO TRASERO PRIVADO  
¡NO DEBE USARSE EN LUGARES PÚBLICOS!**  
**PRODUIT NON-CONÇU POUR UNE UTILISATION COMMERCIALE  
UTILISEZ UNIQUEMENT EN RÉSIDENCES PRIVÉES!**



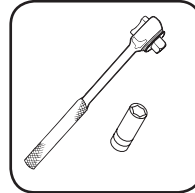
**Tools required:**  
**Outils requis:**  
**Herramientas requeridas:**



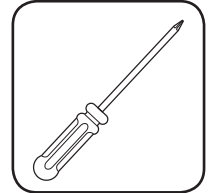
**WRENCH**  
**CLÉ**  
**LLAVE**



**TAPE MEASURE**  
**RUBAN À MESURER**  
**CINTAMÉTRICA**




**SOCKET & WRENCH**  
**DOUILLE ET CLÉ DE**  
**CUBO DE DE LLAVE DE**  
**TRINQUETE**



**SCREWDRIVER**  
**TOURNEVIS**  
**DESTORNILLADOR**



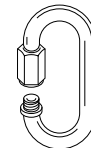
**Glider End**  
x2



**Glider Chain** x4



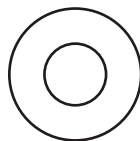
**Glider Seat** x1



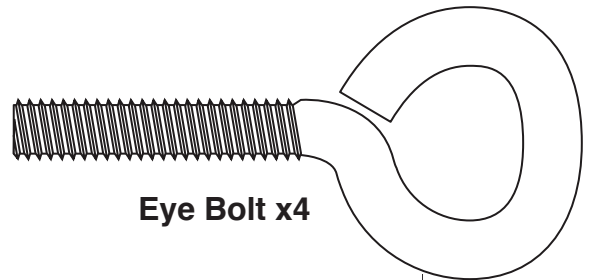
**Quick Link**  
x6



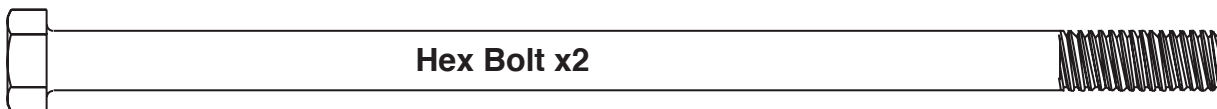
**Lock Nut**  
x6



**Flat Washer** x12



**Eye Bolt** x4

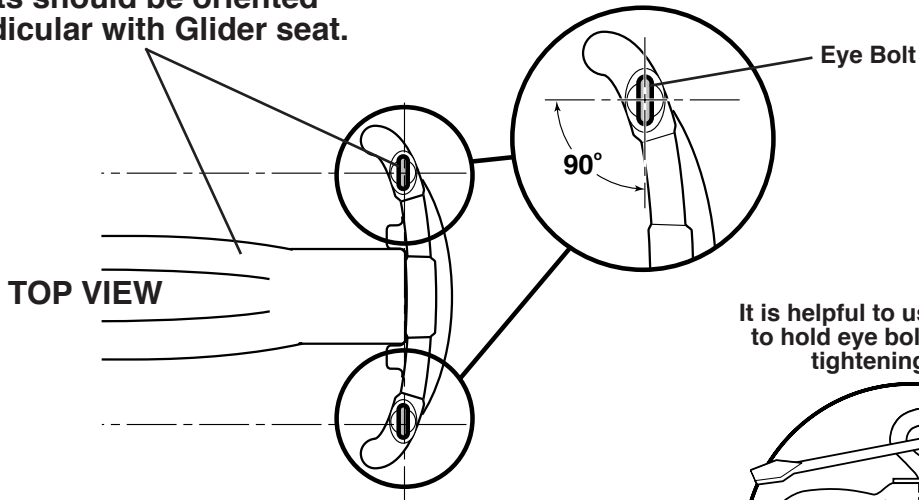


**Hex Bolt** x2

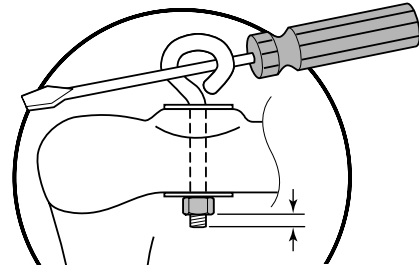
Specifications subject to change without notice. Les spécifications peuvent changer sans la notification. Las especificaciones sujetas cambiar sin nota.  
Manufactured for / fabriqué pour / fabricado para: Backyard Play Systems • 1000 Ternes Drive, Monroe, MI 48162 • USA • 1-866-890-2211 • customerservice@backyard-play.com  
Made in China / Fait en China / Hecho en China • Printed in China / Imprimé en China / Impreso en China

**IMPORTANT!** Even though some hardware may be inserted by manufacturer, tighten all Lock-Nuts as indicated to verify they are fully engaged.

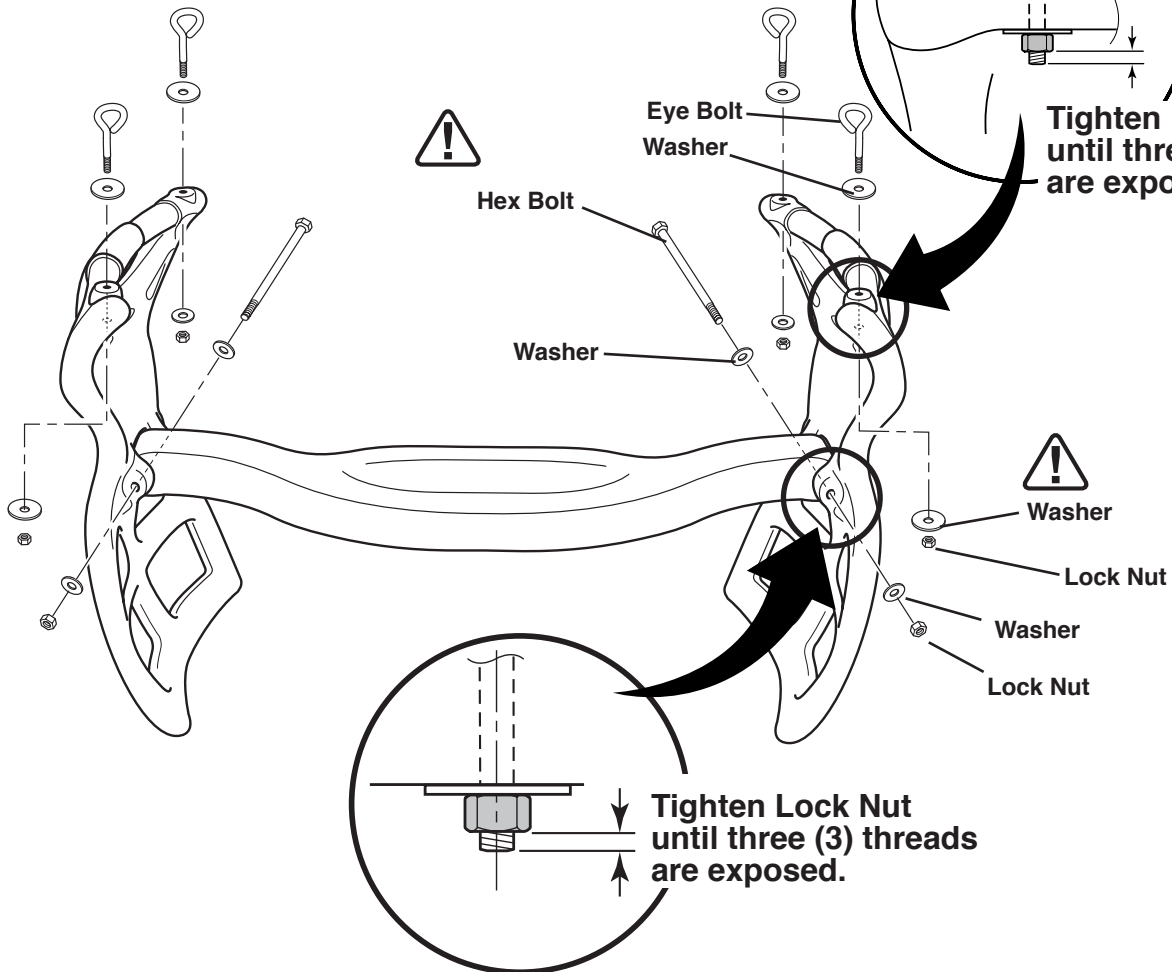
Eye bolts should be oriented perpendicular with Glider seat.

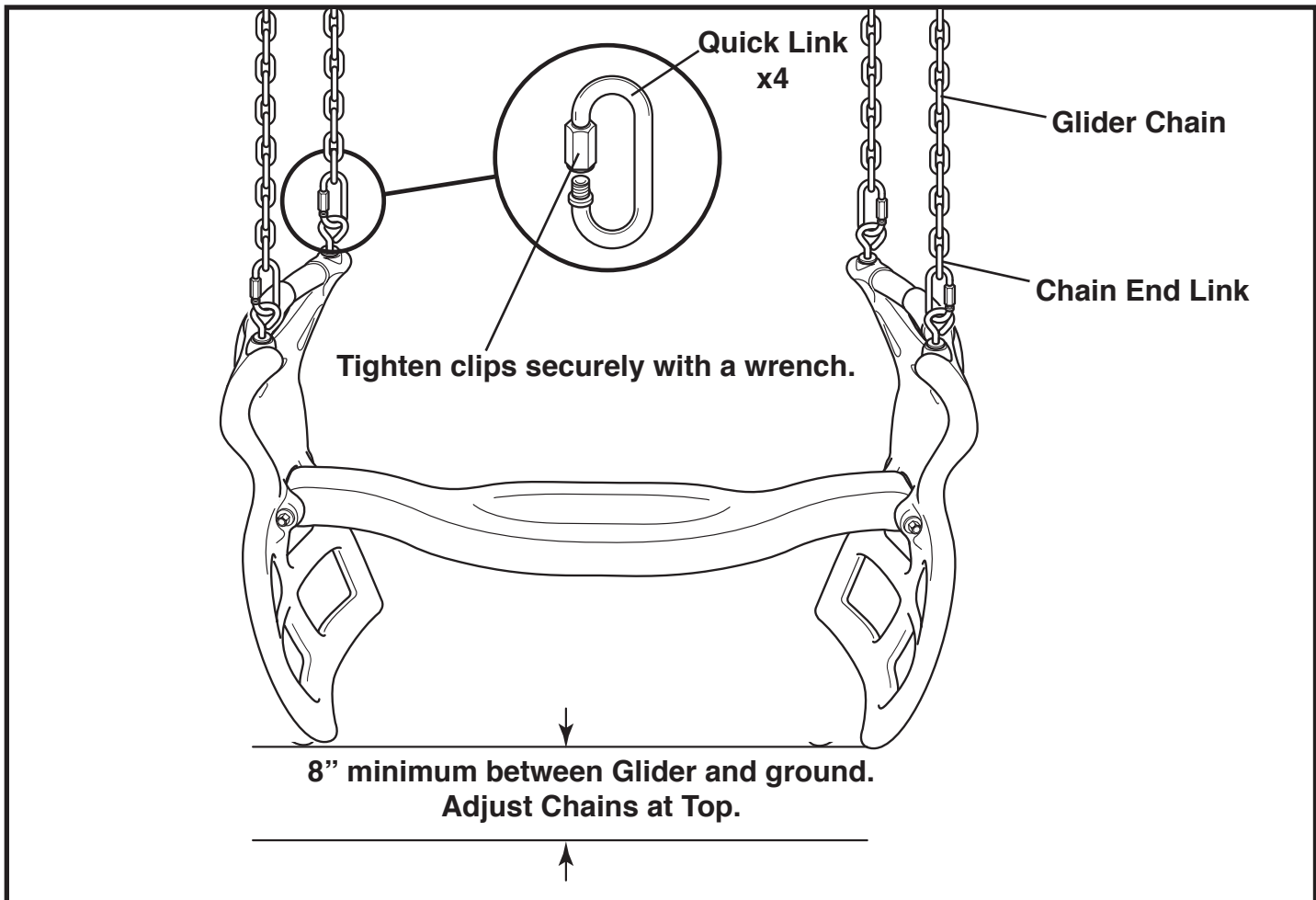


It is helpful to use a screwdriver to hold eye bolt in place when tightening lock nut.



Tighten Lock Nut until three (3) threads are exposed.





## GLIDER

## FINAL INSPECTION

